

Be SMART online

Follow Childnet's top tips to help keep you and your friends safe online.



S is for safe

Keep your own and others' personal information safe and don't share it with people you only know online.

This includes your full name, passwords, school and contact details.

Remember personal information can be found in pictures and videos you share too.



M is for meet

Be careful with people you only know online.

Tell a trusted adult straight away if they ever ask:

- to meet up,
- for photos or videos of you,
- for you to livestream or video chat with them.



A is for accepting

Think carefully before you click on links, pop-ups, or adverts, as you don't know where they may lead.

It's safest not to accept friend, message or trade requests from people you don't know.



R is for reliable

Not everything you see online can be trusted. Things can be out of date, edited or fake!

If something online seems too good to be true, it probably isn't true.

Check your facts in several different places and talk to someone about what you have found if you're not sure.



T is for tell

If anything or anyone online makes you feel upset, worried or confused, tell a trusted adult.

There are lots of people who will be able to help, like family members, school staff or club leaders.

Think: **who are your trusted adults?**




Be SMART with a heart

Remember to always be SMART with a heart by being kind, respectful and thinking about other people online.

Make the internet a better place by helping your friends if they are worried or upset by anything that happens online.



Why not show how SMART you are by quizzing your friends and family at home using these questions?



Hint: the answers are upside down!




Which bit of information is okay to share online?

- a) Where you live
- b) Your favourite game
- c) Your password

b) Your favourite game

Who runs thinkuknow.co.uk, a website where you can learn more about staying safe online and report online strangers who make you feel uncomfortable?

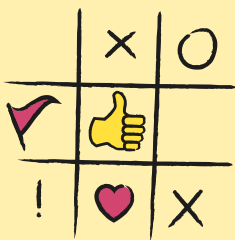
This site is run by CEOP, part of the police who help protect children online.



Which symbols might help you spot the block or report buttons on games and other apps?

- a) Exclamation marks and flags
- b) Hearts and thumbs up
- c) Noughts and crosses

a) Exclamation marks and flags




How can you tell if something online might not be reliable?

- a) It seems too good to be true
- b) There are some spelling mistakes
- c) It is asking for money
- d) It is asking for personal information



All of these might be signs that something online is not reliable!

What's the name of the helpline you can contact if you need to talk or are feeling worried about something online or offline?



Childline
childline.org.uk
0800 1111



For more help and advice for children, or parents and carers visit our website.

childnet.com